



JTP | JOINERY

Window & Door Specialists

ENHANCING HOMES
with **HANDCRAFTED**
TIMBER WINDOWS
& DOORS



ABOUT JTP JOINERY

With extensive experience within the industry, our expert teams have been manufacturing, installing, and refurbishing all manner of timber windows and doors throughout Devon, since our incorporation in January 2011.

Our well-equipped production facility utilises state of the art machinery alongside highly skilled craftsmen, giving us the ability to produce all styles of joinery; from period and historical to architectural and modern designs including Passivhaus commissions.



SEE OUR 5 STAR GOOGLE
REVIEWS ONLINE BY
SEARCHING JTP JOINERY
OR SCAN QR CODE



Contents

Choosing Timber for Your Project	04.
Hardwood & Softwood	05.
Accoya Wood	06.
Tested & Approved	08.
Flush Casement Windows	12.
Sliding Sash Windows	14.
Entrance Doors	18.
External Doors	20.
French Doors	22.
Bi-Fold Doors	24.
Sliding Doors	25.
Sash Window Restoration	26.
Double Glazing Existing Windows	28.
Ironmongery	32.
Our Decorative Glass Range	34.
Manufacturing	36.

CHOOSING TIMBER FOR YOUR PROJECT

Investing in timber windows and doors offers a myriad of compelling reasons that go beyond just their aesthetic appeal.

Not only are our windows and doors eco-friendly and sustainable, but they also offer timeless charm and durability. Their excellent insulating properties help to reduce energy costs, and our craftsmanship creates unique and elegant designs.

Customisable to fit any size and style, our timber products provide endless possibilities for personalised aesthetics.

With natural resilience against various weather conditions, timber ensures long-lasting performance and timeless charm. With a life expectancy in excess of 50 years, when compared to that of 20 years for UPVC products, the renewable recourse of timber is becoming ever more popular amongst discerning homeowners.

Moreover, our timber windows and doors infuse spaces with a warm and inviting ambiance, bringing the beauty of nature indoors. Embrace the allure of timber windows and doors for a harmonious blend of elegance and practicality.



SOFTWOOD & HARDWOOD

Softwood

Engineered softwood offers a cost-effective solution for builders, developers and homeowners alike. With enhanced stability and resistance to weather-related issues, engineered softwood can provide lasting performance when maintained correctly.

The combination of natural softwood with advanced engineering techniques, results in a product that is highly durable and stable. Engineered softwood windows exhibit enhanced resistance to warping, twisting, and shrinking. Ensuring long-lasting performance even in fluctuating weather conditions.



Hardwood

Engineered hardwood presents a compelling array of benefits that make them a top choice for discerning homeowners. Combining the natural beauty of hardwood with advanced engineering, engineered hardwood offers exceptional durability and strength, ensuring longevity even in demanding conditions.

Engineered hardwood's dimensional stability makes it less prone to warping and shrinking, guaranteeing a snug fit for years to come. Engineered hardwood also boasts excellent thermal insulation. Engineered hardwood is sourced sustainably, making it a smart and eco-friendly choice for those seeking high-quality, long-lasting, and visually appealing windows for their homes.



Accoya turns everything you know about wood on its head. Through a revolutionary scientific process called acetylation, it modifies wood to give it properties that exceed hardwoods, and other materials such as PVC and aluminium.



The Accoya Advantage:

- Reduced swelling and risk of jamming in humid conditions
- Better fitting windows and doors in all weathers
- Less frequent coatings maintenance
- Joinery that will stand the test of time and not require replacement for at least 50 years
- Ideal for exposed / coastal applications
- Beauty, elegance and style – natural or coated

HERE ARE SOME OF THE BENEFITS OF ACCOYA FOR YOUR WINDOWS AND DOORS:

Performance

Accoya windows and doors are highly stable and durable. They do not shrink, swell or distort and will open effortlessly all year round. Naturally insulating, and a 40% thermal conductivity improvement over hardwood, they'll help keep your home cosy and your energy bills down. A 50 year warranty also means you'll get to enjoy your windows or doors for a lifetime.



50 YEAR WOOD WARRANTY



VERY LOW MAINTENANCE



NATURALLY INSULATING

Finish

Accoya is the perfect material for coatings. Because of Accoya's amazing stability, coatings last longer than on other wood species, meaning lower maintenance in years to come.



NATURAL WOOD



IDEAL FOR COATINGS



BESPOKE OPTIONS

Sustainability

Accoya is a natural wood product sourced from sustainably managed FSC® certified forests. With no plastic, resin or other harmful additives Accoya is 100% non toxic, making it the ideal environmental choice.



NON TOXIC



CARBON NEGATIVE OVER LIFE CYCLE



SUSTAINABLY SOURCED



SCAN FOR MORE INFO

TESTED & APPROVED

Ensuring that windows and doors are compliant with building regulations is of utmost importance for any homeowner or builder. Not only does it guarantee the safety and security of occupants, but it also plays a vital role in energy efficiency and environmental impact. Building regulations are designed to establish standards for structural integrity, ventilation and access, all critical aspects of a well-constructed property. By adhering to these regulations, you can be confident that your windows and doors meet the highest industry standards, providing peace of mind and safeguarding your investment.

Don't compromise on safety or sustainability—choose windows and doors that meet building regulations to create a comfortable, secure, and environmentally responsible living space for years to come.



The JTP Joinery Conservation range of timber windows and doors is characterised by slim sight lines, elegant profiles, and high performance. From flush casement and sash windows to French, bi-fold and entrance doors, this suited range offers styling to suit both traditional and modern properties.



Our Conservation range meets and exceeds all current UK Building regulations and British standards including

**PAS24
2016**
FOR SECURITY

**DOCUMENT
PART Q**
FOR SECURITY

BS 6375:1
FOR WEATHER
PERFORMANCE

**DOCUMENT
LB1**
FOR ENERGY
EFFICIENCY

**DOCUMENT
PART M**
FOR ACCESSIBILITY

**SO YOU CAN
COMPLY WITH
BUILDING
REGULATIONS**

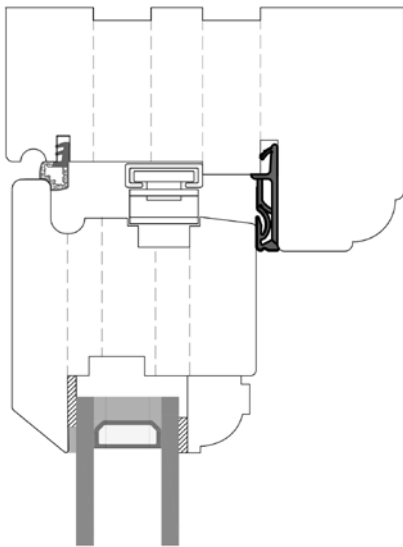


FLUSH CASEMENT WINDOWS

Flush casement windows can be found within all manner of period properties, from Victorian villa's to countryside cottages and barn conversions. Slim and sleek opening casements sit flush within the frame to give a timeless aesthetic. Combining classical elegance with modern energy efficiency ensures the character of your home is retained and enhanced whilst adding security and functionality to your cherished abode.



SCAN FOR
MORE INFO



SLIDING SASH WINDOWS

Traditional sash windows are the enduring design of grand Georgian houses, Victorian Villas and elegant Edwardian homes.

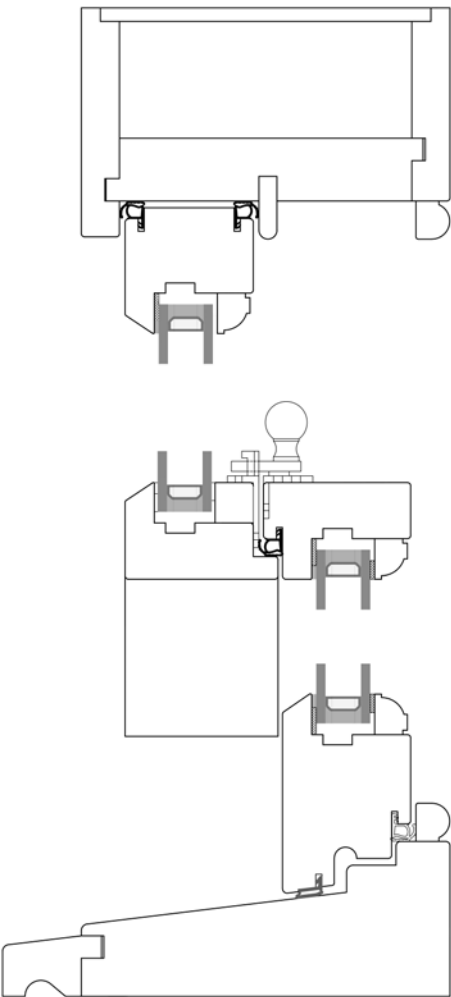
Our conservation sliding sash windows offer an authentic replacement for these properties, retaining the traditional beauty of period property renovations whilst providing 21st century style.

Equally, timber sliding sash windows add a classic, elegant touch to newer projects looking for a warm touch of character. With a vertical sliding opening style, sliding sash windows are the ideal space saving option.

The windows offer easy opening, matched with top security for the utmost peace of mind. The slim frames create large, airy windows which work perfectly in an open plan living space.



SCAN FOR
MORE INFO



CASE STUDY: TEIGNMOUTH

*Casement Windows, Sash Windows,
Replacement Sashes in to existing box
frames, French Doors and Entrance Doors.*

Exuding elegance and style after an extensive renovation, these premium apartments in Teignmouth really have the WOW factor! Featuring a combination of our products and services; sash window refurbishments, new sash windows, new casement windows, new entrance door and French doors.

Carried out over two phases, the first consisting of nine complete new sash windows and eight casements windows, two French door sets and one entrance door.

It was important for the developer to install timber windows and doors with a traditional

appearance. Choosing an anthracite spray finish and satin chrome hardware to perfectly compliment the aesthetics of the property.

The second phase consisting of four windows having new sashes into their existing box frames and three complete new sash windows. All products were manufactured and installed by us and benefit from multi-point locking systems and draught seal solutions.

By choosing Accoya over other timbers, the developer is ensuring stability and durability for many years to come in this coastal location, with minimal maintenance required.



Stepping through the robust Accoya entrance door into each apartment, our spectacular windows perfectly frame the view out across the South Devon coastline.

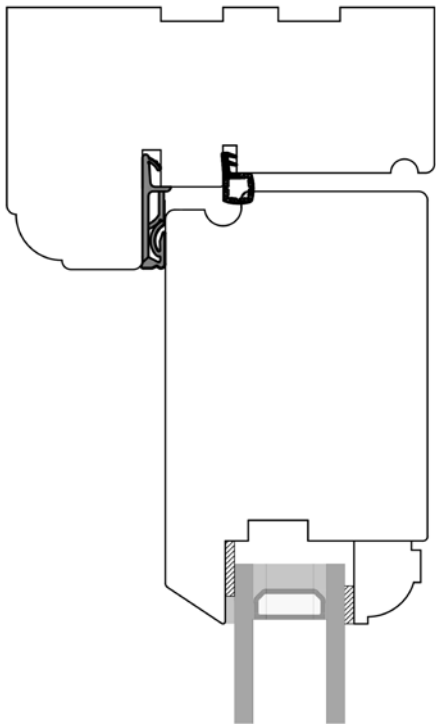

ENTRANCE DOORS

Experience the harmonious blend of elegance, security, and energy efficiency with our bespoke Entrance doors.

Each door is designed exclusively for homeowners who seek both beauty and practicality. Every door is a testament to our unwavering commitment to craftsmanship, utilizing the finest timber and precision detailing to create a truly unique entrance for your home.

Beyond their aesthetic appeal, these doors are engineered to provide a sense of security, offering peace of mind as well as a striking first impression and welcoming embrace to all who cross the threshold.

Our dedication to sustainability ensures that these doors not only enhance your home's elegance but also contribute to its energy efficiency, enveloping your living spaces in comfort while minimizing environmental impact.

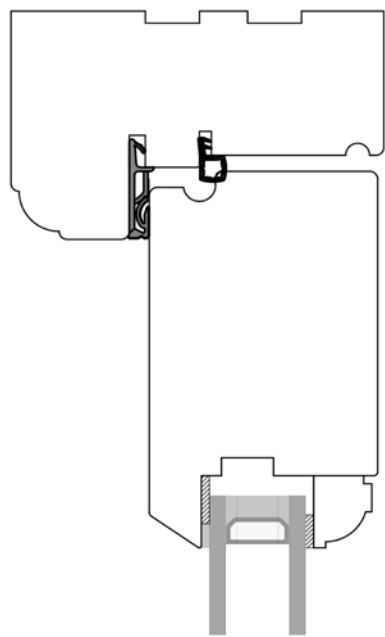


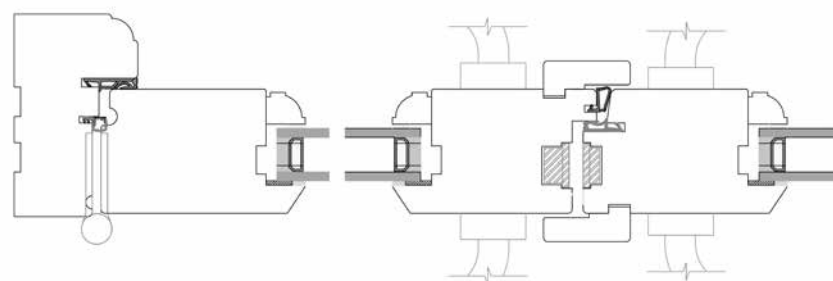
EXTERNAL / BACK DOORS

Elevate your home with our bespoke wooden doors, where craftsmanship meets functionality.

Each door, meticulously crafted from premium timber, adds a touch of character and sophistication to your living spaces.

Our doors seamlessly connect indoors with the outdoors while enjoying enhanced energy efficiency and security for the utmost piece of mind. Choose from timeless designs or modern twists and experience the perfect balance of style and practicality. From stable doors to modern glazed models, our master craftsmen create every door to your specific requirements to ensure your doors reflect your individual style and the requirements of your family home.





FRENCH DOORS

With elegance and sophistication, our bespoke French doors are meticulously crafted to elevate your living spaces.

Hand-crafted from the finest timber, each door is a masterpiece that seamlessly blends artistic design with practical functionality. Our French doors bring the outdoors in with period detailing and slim sight lines, flooding your interiors with natural light and creating a sense of openness.

With a focus on precision and attention to detail, our doors not only exude timeless charm but also

provide enhanced security and energy efficiency. Whether you prefer the classic allure of traditional French doors or a more contemporary interpretation, our bespoke options allow you to create a door that truly reflects your unique style. Unlike many alternative manufacturers, we are truly bespoke, meaning our French doors are not restricted on designs or dimensions.

Whether you are looking for extra tall doors, arched top doors or doors with traditional top lights, our French doors are sure to transform your home with architectural beauty in every pane of glass and every inch of timber.



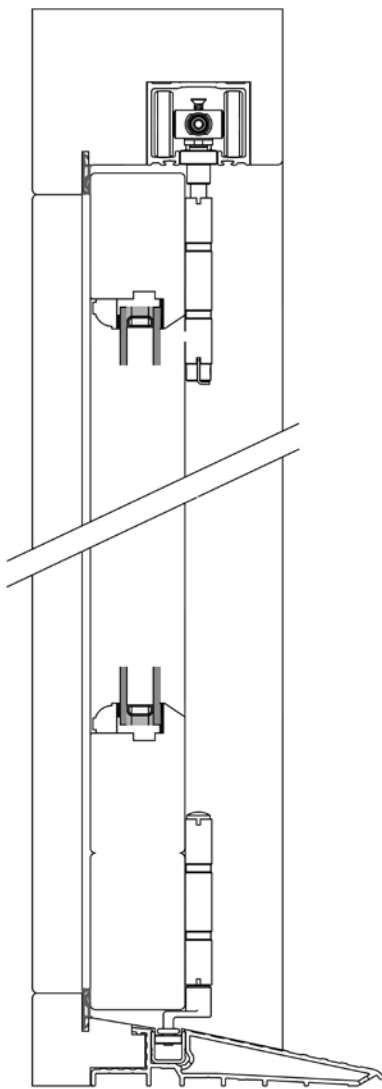

BI-FOLD DOORS

Experience the seamless fusion of indoor and outdoor living with our exquisite range of timber bi-folding doors.

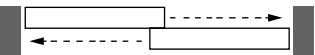
Crafted from the finest materials and incorporating premium grade operating systems, our doors redefine versatility and elegance within your living space. Our timber bi-folding doors effortlessly connect your interiors to the surrounding environment, allowing for uninterrupted views and an abundance of natural light.

Each panel is a testament to our commitment to quality, offering smooth operation and robust security features.

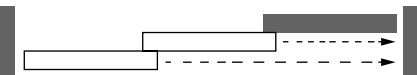
Whether you're looking to expand your living area or create a captivating transition to the outdoors, our bi-folding doors are the perfect choice. Embrace the beauty of timber while enjoying modern functionality, and transform your home into a harmonious retreat that embraces the art of modern living, with a traditional embrace.



OPTION A
2 SLIDING DOORS



OPTION B
2 SLIDING DOORS & 1 FIXED OUTER DOOR



OPTION C
4 SLIDING DOORS & 2 FIXED OUTER DOORS



SLIDING DOORS



Installing a wall of glazing incorporating fixed and sliding panels is sure to transform your living space, creating a fluid connection between your home's interior and the outdoor space.


Each door set reflects our dedication to quality, combining smooth sliding mechanisms with robust security features. Whether you seek a minimalist design or a statement piece that enhances your

home's character, our timber sliding doors offer an elegant solution.

Embrace the essence of modern living and experience the beauty of timber in motion as you effortlessly slide your door open to the world beyond.

Your sliding doors can open from either side for effortless access to your garden and fluid indoor-outdoor living.

SASH WINDOW RESTORATION



Traditional sash windows add beautiful charm and character to period properties however, over the years issues can develop which can make living with your sash windows less comfortable. Whether you're suffering with rattles and draughts, rotten frames, broken sash cords or cracked glazing, we are on hand to help. We can even double glaze your existing windows without replacing the box frame.



Some of the most common sash window problems that we can help with

- ✿ Excessive condensation
- ✿ Cold and draughty windows
- ✿ Sashes that rattle in the wind
- ✿ Rotten or leaking frames and cills
- ✿ Sashes which have been painted shut
- ✿ Broken sash cords
- ✿ Sashes which drop when opened
- ✿ Cracked, scratched or misted glass
- ✿ Defective pulley wheels and locks

SASH WINDOW OVERHAUL AND UPGRADE SERVICE

The perfect solution for listed buildings

As well as reducing heat loss, our overhaul and upgrade service will ensure that your windows glide effortlessly within the existing box frames. Outside noise pollution and dirt ingress will be reduced whilst sashes rattling in the wind will be a thing of the past.

Our English Heritage-approved perimeter draught seal system was specifically designed to bring traditional windows into the 21st century without compromising the traditional character and charm of the windows.

The discreet and aesthetically pleasing perimeter draught seal system can be installed into windows within a conservation area or listed building without the requirement for planning permission or listed building consent.

As part of your sash window overhaul the windows will also benefit from re-balancing with new sash chords, and replacement staff and parting beads to match the originals, this helps to improve the internal appearance of your windows. Replacement lockable sash fasteners and lifts will be installed as well as security restrictors where required.



DOUBLE GLAZING YOUR EXISTING SASH WINDOWS

The cost effective solution for conservation areas



JTP Joinery made and fitted replacement sashes for several windows, plus repairs to some of the frames. Very pleased with the quality of the new windows, and the remarkably short time it took to make them. Jack and Herbie did a fine job on-site and left everything tidy. This is the second time they have done work for me, and I would happily recommend them.”

Andrea Atkin

It has long been thought that to have double glazed sash windows would mean replacing the entire window which can be costly and disruptive to your home, here at JTP Joinery we have an innovative solution to this.

We are able to manufacture replacement sashes (the moving parts) that fit within your existing box frames, replicating the finer details such as glazing bars and decorative horns. The new sashes will incorporate Slim line heritage double glazing to maintain the character and charm of your windows whilst vastly improving your heat retention.

Our slim line heritage double glazed units come with warm edge super spacer bars as standard, Argon gas and employ the latest Planitherm glass technology for maximum thermal efficiency.

Your replacement sashes can be manufactured from a range of timbers to suit all requirements and budgets from Scandinavian Redwood to Solid Hardwood although our recommended timber is usually Accoya.

All replacement sashes will have 2 coats of micro porous paint applied prior to installation.

Whilst installing replacement, double glazed sashes into the existing box frames, our installers will carry out all repairs to your existing frames as required. Alongside the replacement sashes our master craftsmen will install replacement lead weights to counterbalance the heavier glazing, replacement sash cords and ironmongery,

new staff and parting beads and also install our unique perimeter draught seal system.

The end result is an effortlessly sliding double glazed sash window, of traditional appearance which will perform as if it were brand new, with less disruption and cost than the complete replacement alternative.



We are delighted with our new sash windows, the difference in warmth and sound is tremendous. The thought of removing the frames and disturbing the plaster was too much to bear at our age, replacing just the windows was perfect for us. The whole service was stress free, the fitters were polite, friendly, and helpful. We have already placed an order for a further 7 windows to the back of our house. Thank you to all at JTP Joinery”.



“

This was the fourth project in which we have employed JTP Joinery for sash window refurbishment and replacement works with 3 of these projects being within the Exeter area. Having worked with several of the national companies in the past, the benefits of using a local specialist are clear to see. The project management and H&S awareness have been excellent throughout each of the projects.”

Contractor, Winslade Park



IRONMONGERY

We are proud of our partnerships with local suppliers who bring together an extensive selection of architectural hardware and ironmongery.

We can cater for all tastes and colour schemes with our hardware collection offering a wide range of options – from polished and antiques brass to black and polished or satin chrome.

If you are looking to add that finishing touch to your beautiful timber windows or doors, we have an option to suit all designs and colours – adding more than a practical accessory, these stunning pieces offer an exquisite, long lasting beauty in their own right to compliment our beautiful range of windows and doors.



OUR DECORATIVE GLASS RANGE

Express your individual style while allowing maximum light into your home with our Decorative Glass. Our range of traditional and contemporary styles have been carefully selected to suit all property types, from traditional thatched cottages to Victorian villas. This comprehensive range gives you the ability to maintain privacy providing the optimum blend of form and function.

Whether it's for privacy, pure style or to allow more light into your rooms, Pilkington Glass gives you a stylish range of attractive options. Not only does it allow maximum light in, while maintaining your chosen level of privacy or obscuration, but it also makes an attractive, decorative feature itself. All designs are available in Toughened or Laminated for safety and security.

Should the decorative glazing from our range not be to your taste, we can work with you to source a more suitable glazing option.

Our textured glass range provides privacy and style throughout the home with detailing suited to all manner of properties.

There are 4 levels of privacy available with 2 being the least obscure and 5 providing the greatest level of obscuration.

All patterns within the textured glass range are available Toughened or Laminated for safety and security as well as being suitable for double and triple glazing.

PREMIUM ETCHED GLASS

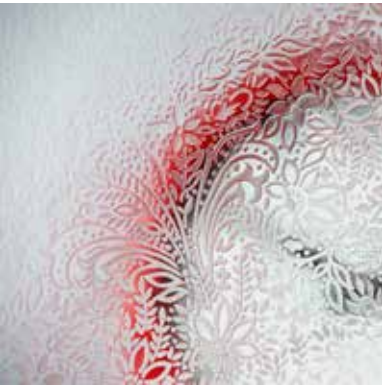
Our exciting, high end decorative etched glass offers excellent light transmission whilst still providing maximum privacy at level 5.

Canterbury Opal mimics the traditional designs typically found in period properties with the Optifloat Opal more commonly found in contemporary homes.

Our etched designs are both functional and attractive, lending themselves to a wide variety of applications. Each of the etched options are available Toughened or Laminated for safety and security.

*Please note the etched range is suitable for double or triple glazing only.

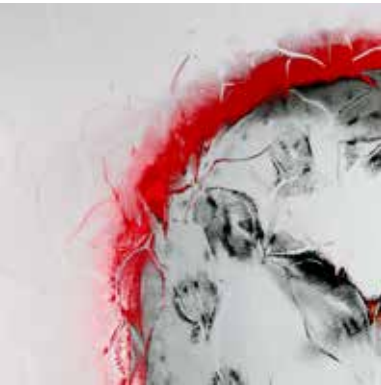
CHANTILLY
PRIVACY LEVEL 2



REEDED
PRIVACY LEVEL 2



AUTUMN
PRIVACY LEVEL 3



CHARCOAL STICKS
PRIVACY LEVEL 4



STIPPOLYTE
PRIVACY LEVEL 4



COTSWOLD
PRIVACY LEVEL 5



ORIEL OPTIFLOAT OPAL
PRIVACY LEVEL 5



ORIEL CANTERBURY OPAL
PRIVACY LEVEL 5



MANUFACTURING

Our renowned timber window and door manufacturing facility is a testament to craftsmanship and excellence since its inception in 2011. Nestled in the heart of our community, our workshop stands as a haven for artisanal woodworking dedicated to the creation of exquisite timber windows. For over a decade, our skilled craftsmen have been blending traditional techniques with modern innovations to produce windows and doors that seamlessly merge timeless elegance with contemporary functionality.

The workshop is a symphony of creativity and precision, where each piece of wood is meticulously hand picked for its character and quality, and every intricate detail is carved with unwavering dedication. From the rhythmic hum of saws to the earthy aroma of freshly cut wood, stepping into our workshop is a sensory experience that transports you to a world where craftsmanship is paramount. With every window that leaves our workshop, we carry forward the legacy of excellence that has defined us since day one.



Having an in-house CAD draughtsman enables us to produce detailed drawings for our clients prior to manufacture. Our CAD draughtsman and design team ensure that each and every product is manufactured to our clients exacting specifications.



In late 2018 we acquired the neighbouring premises and expanded our spray room and glazing facilities to further meet demand and accelerate production.

From this growth we are now able to deliver even more high quality products and services.

TESTIMONIALS

TORQUAY

Entrance Doors, French Doors,
Sash Windows, Casement Windows.



“

Our whole experience with JTP Joinery from the first point of contact to the very end was nothing but professional. Extremely good customer service and very high quality work. The fitters, Chris and Aaron, were extremely professional and incredibly clean and tidy. Tayler and Phil kept us updated throughout the project and answered any queries promptly. At the end of the job the work was quality assured by Tayler. We will definitely be using JTP Joinery again. Highly recommended”.

NEWTON ABBOT

Casement Windows, French Doors, Sun Room



“

The windows and doors arrived promptly on site as promised and the fitting and installation was first class, with excellent attention to detail and a tidy finish. Delighted with our new windows and door and would not hesitate to ask JTP to complete any further work we require in the future.”

SOUTH HAMS

Conservation Area - Casement Windows, Doors, Sash Windows



“

JTP Joinery have carried out various projects on our period property in the South Hams over 18 months. Works completed include sash windows, casement windows and beautiful doors. JTP took care of everything including the fitting and painting. Phil was always on hand to visit site as required and the whole team were very accommodating. Dealing with JTP has been professional and enjoyable. We have already recommended to friends.”



COMMERCIAL



Here at JTP we are widely regarded as the go-to timber window specialists for local contractors and developers alike. Providing impartial and unbiased advice when it comes to replacement vs refurbishment.

We bring our manufacturing and refurbishment teams together to ensure a cost-effective service is delivered for every project, on time and on budget.



As a company we are SMAS accredited and have external H&S consultants on hand to assist with all manner of H&S requirements. All of our site based operatives hold the relevant CSCS cards and up to date health and safety training certificates. Our supervisors hold SSSTS or SMSTS qualifications and are time served allowing them to ensure the smooth running of your project no matter it's size or complexity.



FAQ's

Where are the windows/sashes made?

All of our windows are manufactured in our Newton Abbot workshop by our time served craftsmen to each individual specification.

I am within a conservation area/listed building can you help?

Our surveyors have extensive experience in dealing with local authorities and are well equipped to advise you of the restrictions and advise of the best course of action for your windows. Our surveyor will assist and guide you through the application should Listed Building Consent be required for replacement windows or double glazing. In most cases we can overhaul windows and install our perimeter draught seal system without the requirement for any form of consent.

Can works be carried out during the winter months?

All of our services are carried out year-round with every care taken to minimise disruption to your home. During the winter months our teams set up gazebo's to shelter from the rain and protect the windows as required.

How disruptive will the works be?

We always aim to keep disruption to a very minimum to ensure the process is as enjoyable and hassle free as possible. Our installers will always cover all furniture within each room and also apply carpet protector throughout all walkways and working areas. All power tools use portable dust extraction, and our team will always Hoover up at the end of each day. As with any home improvement works being carried out an element of disruption and dust is inevitable however, we aim to leave your home as clean and tidy as it was when we arrived.

Do you offer services which cover the replacement or refurbishments of other types of windows and doors?

We have a wide range of services available including the manufacture, installation and refurbishment of all types of timber windows and doors including casement windows, stable doors, french doors and bi folding doors.

What are the benefits of the perimeter draught seal system?

There are several benefits of the perimeter draught seal system with the most notable benefits being the vast improvement in heat loss, the elimination of rattles, the improvement of sound insulation and the reduction in dirt ingress. Another benefit is the very noticeable difference in how the window operates. With the sashes running on back to back brush seals they will glide effortlessly within the box frame.

Should I be replacing timber windows?

This is something that will be discussed by our surveyor during the initial site visit. If your windows are repairable then we would always opt for one of our overhauling, draught proofing or double glazing options as these will cause far less disruption to your home whilst also saving a considerable amount of money.

Do you carry out works for commercial clients?

We can manufacture, install and refurbish windows for commercial clients, of course. We have built up an enviable reputation locally with many contractors and developers. All of our site teams hold current CSCS cards along with other relevant H&S certification such as Asbestos Awareness and First Aid. As a company we are SMAS accredited. Please see our Commercial and professional page for more information.

Can I get free advice and a free of charge quotation?

All of our quotations are free of charge and come with no obligation to buy our products or services. Our surveyors will always give you honest advice and advise of the most cost effective service to suit your individual needs.



01803 666316

info@jtpjoinery.co.uk

www.jtpjoinery.co.uk

JTP Joinery Limited

Unit 3, Aller Vale Buildings, Moor Park Road,
Kingskerswell, Newton Abbot, Devon TQ12 5AZ